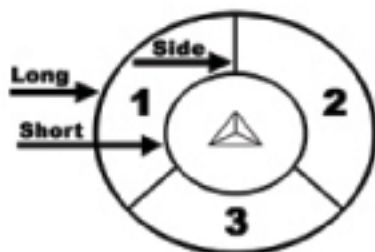




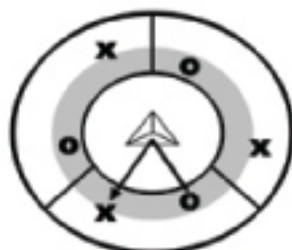
Activity Guide

TRANGLEBALL RULES - 3-ON-3



An overhead view of the Trangleball field. The 3-sided object in the center is a multi-colored, pyramid-like structure called a Trangle. The field is divided into three courts (sectors). The Trangle is placed in the center of the field with each base point determining a sideline.

Play occurs between the long line (outside circle), short line (inside circle) and the (3) sidelines. One player from each team stands in their own sector along with an opponent. The player must stay within the designated boundary lines of their sector.



Right-Of-Way Lane

Standing stationary on either the left or right side of their sector, the server begins play by rebounding the ball off the Trangle. The ball must hit the side of the Trangle that faces that sector. The rebound must be caught or touched by the opponent, or land within sector boundaries, to be considered a fair serve.

After a rebound, the opposing player in that sector must catch the ball or deflect it to a teammate who must make the catch in their own sector. A player catching the ball has the option to either rebound or pass the ball directly to a teammate. The player may pass or rebound the ball before or after they run. A player carrying the ball is permitted to run only in one lateral direction while running towards the Right-Of-Way lane. Players not in control of the ball may move strategically within their sector.



Run in one direction with the ball

A maximum of three passes are permitted between rebounds off the Trangle. After a rebound passing may resume. A teammate in one sector may catch a rebound from another sector providing their feet remain in their sector while in possession of the ball.

After a volley, service starts on the sector closest to where the ball landed.

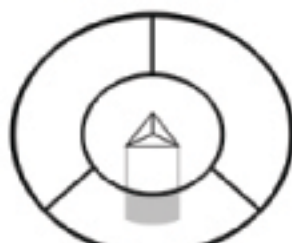
Only the serving team can score unless there is an interception by the opposing team. When the serving team loses a volley, the opponent becomes the serving team. A pass may be intercepted when it is thrown from another sector. Interceptions near the inner circle are not allowed being the team handling the ball has the Right-Of-Way. Upon interception, the volley continues with the intercepting team continuing the volley, but now playing for a point.



Rebound off Trangle or pass to teammate

Scoring occurs when the opponent either:

- fails to catch the ball within the sector boundaries.
- steps outside the sector boundaries with possession of the ball.
- is responsible for the ball falling outside of the sector boundaries.
- misses a rebound.
- official game is played to 11 points.



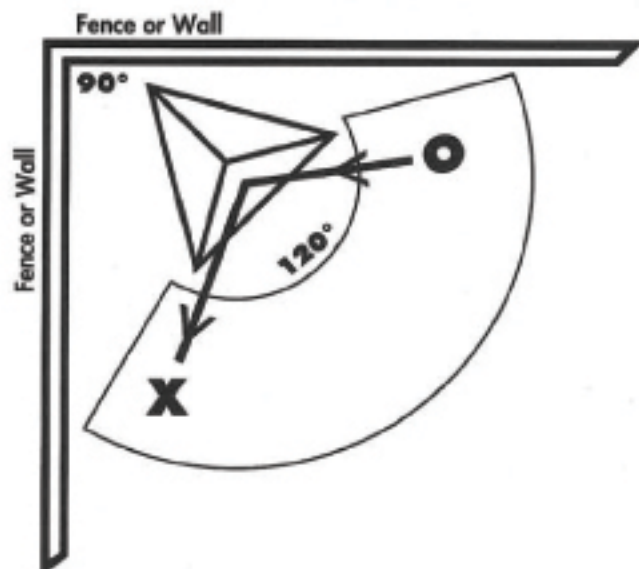
No Rebounding Zone

Both feet can not be in this area while rebounding the ball

IMPORTANT:

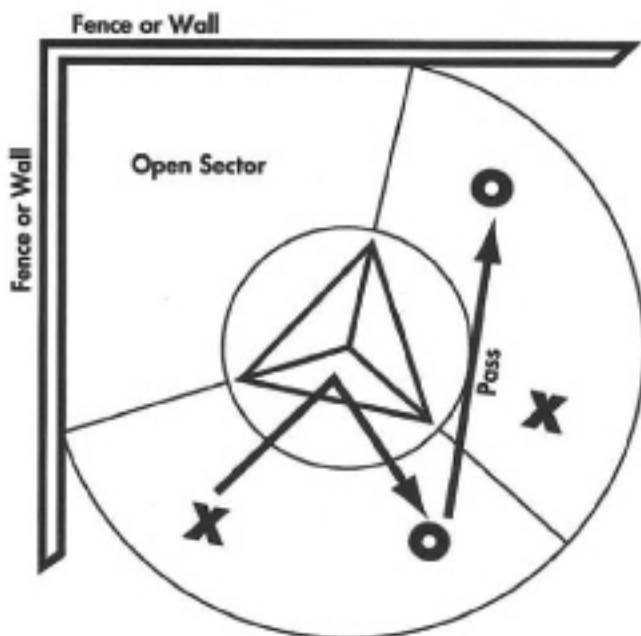
- A player in possession of the ball and his teammates must be allowed the Right-Of-Way. The Right-Of-Way is the immediate running lane parallel to the short line. The opponents have the right to the rest of the sector.
- Any infraction during play results in the loss of that volley.
- The ball may not touch the ground during the course of play.
- A player may not rebound the ball off the Trangle when that player is directly in the center of their sector and in the Right-Of-Way lane. This is considered a block.
- When a player fails to catch two consecutive serves, the following serve moves to the clockwise sector. The same serving team continues.

1-ON-1 TRANGLEBALL



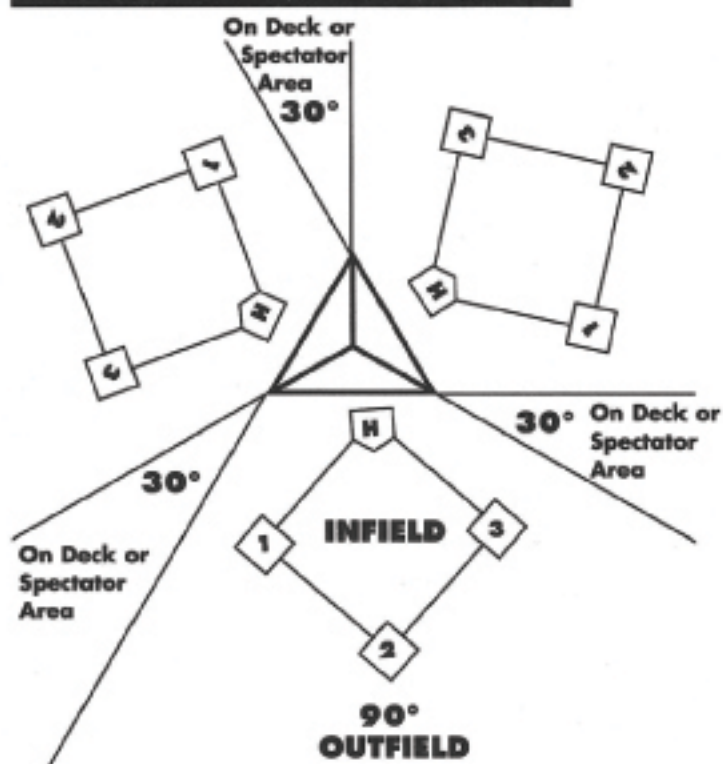
Move **Trangle** away from playground fence just far enough to change angle from 90° to 120°. One-On-One **Trangleball** is played exactly the same as 3-On-3 **Trangleball**. Of course, with the exception that there is no passing.

2-ON-2 TRANGLEBALL



Two-on-two **Trangleball** is played exactly like three-on-three except passing is only to your teammate.

TRANGLE BASEBALL



Fun for children up to 10 years old.

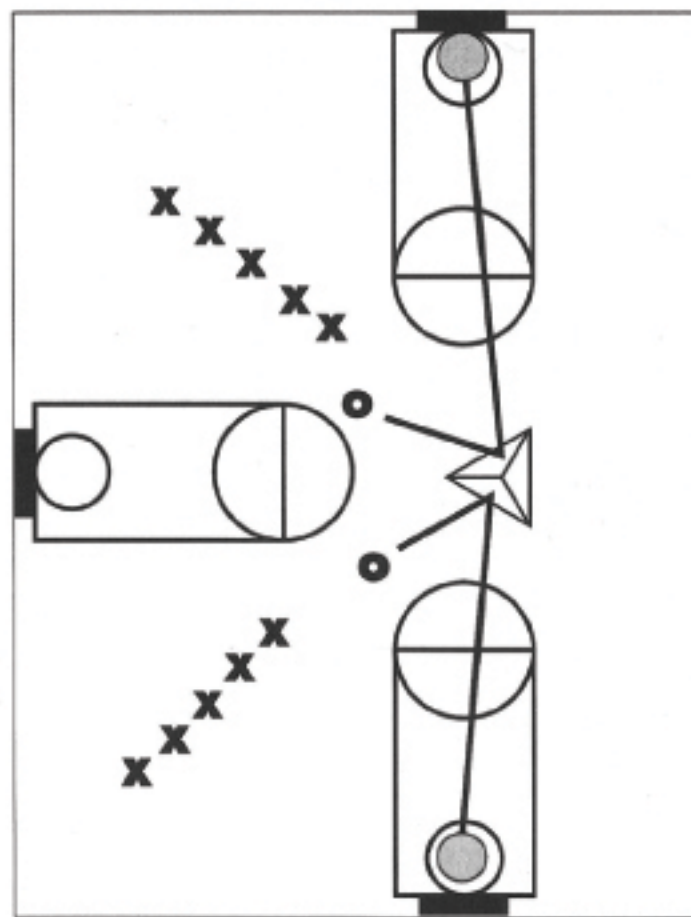
Trangle Baseball can accommodate 6 to 36 players.

Batter uses face of a pyramid as a bat (positioning ball anywhere he wants) then running to first base as regular baseball rules can apply. Each face of Trangle can play a different game at the same time. As few as three players per team or as many as six players per team can play on one face of the Trangle.

- Extra 30° area only needed for the Sport TrangleBall. (on deck area)
- 30° On-deck or spectator area.
- Throw grounders by throwing the ball down at the Trangle.
- Throw pop-ups by sidearm or underhand.

IMPORTANT: Batter stands as close to pyramid as desired.

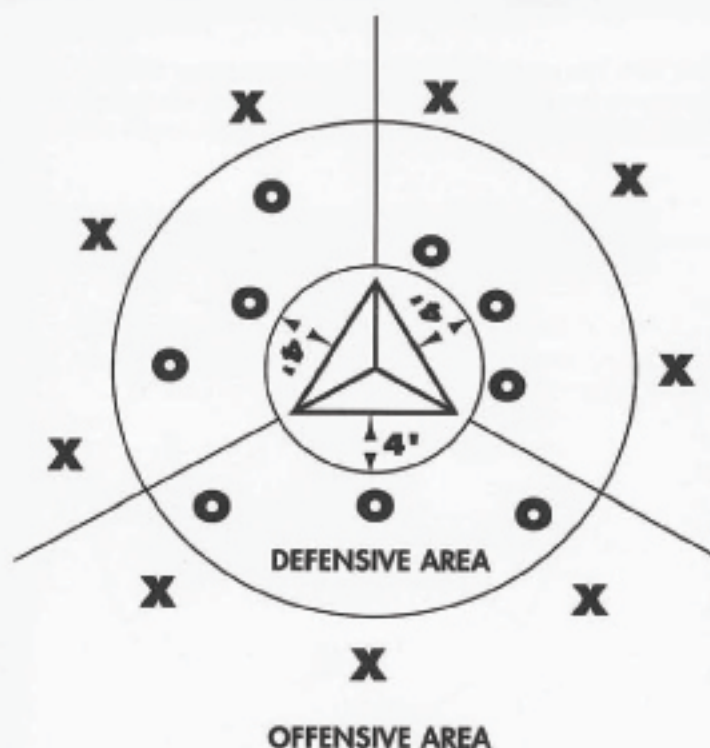
TRANGLE BASKETBALL



In a school gymnasium or on a playground set up Trangle with one or two faces angled towards hoop or hoops. Players line up and try to sink baskets. Keep score! The third face can be used for any of the other Trangle games.

IMPORTANT: Must be a high-bouncing ball.

TRANGLE SOCCER



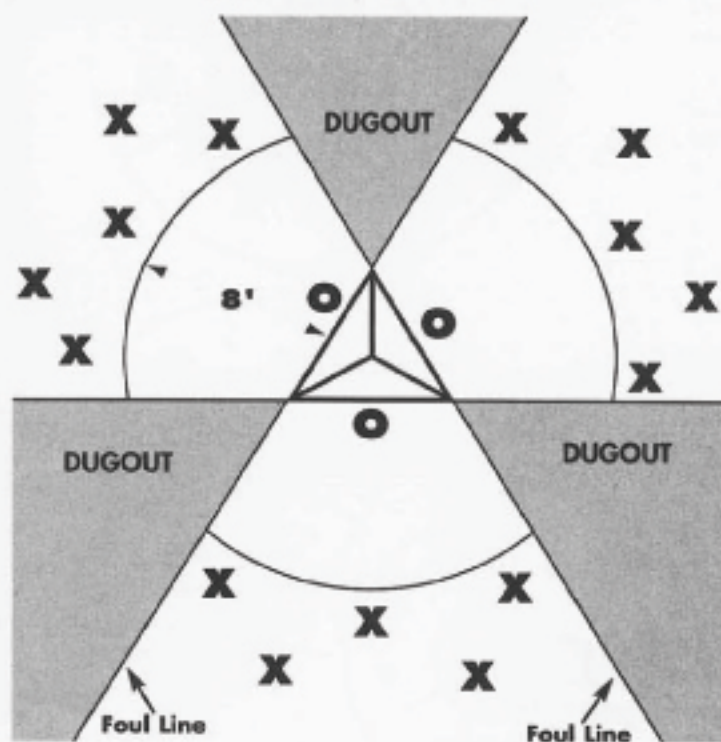
One team plays defense (all goalies), right outside the shortline. This line is only made to protect the players from getting too close to the **Trangle**. The offensive team sets up outside the long line.

A point is scored when the offensive team hits the face of the **Trangle** in their sector with the ball. They can all move but not in front of the long line. Defensive players must stay between the short and the long line.

Each team has 10 attempts at a time.

IMPORTANT: A softer ball can be used because a "rebounding" ball isn't needed.

TRANGLE SINGLE-DOUBLE-TRIPLE



Up to 30 children can play.

Set up: Place **Trangle** in center of field. Create sidelines and short line at least 8' from **Trangle**. Sideline angles determined by the amount of players.

Rules:

- First team plays field.
- Second team at bat.
- Batter throws ball off face of **Trangle** making sure the ball passes the short line and inside the foul lines on a fly.
- If the fielder catches a flyball that's one out.
- If it bounces one time...single
- If it bounces two times...double
- If it bounces three times...triple
- If it bounces four times...Home run

Teams retire just like in real baseball. Play as many innings as you want.

TRANGLE STOOP BALL



Set up a line at a distance determined by the ability of the players. One player steps up to the line at one, two or all three faces of the **trangle**.

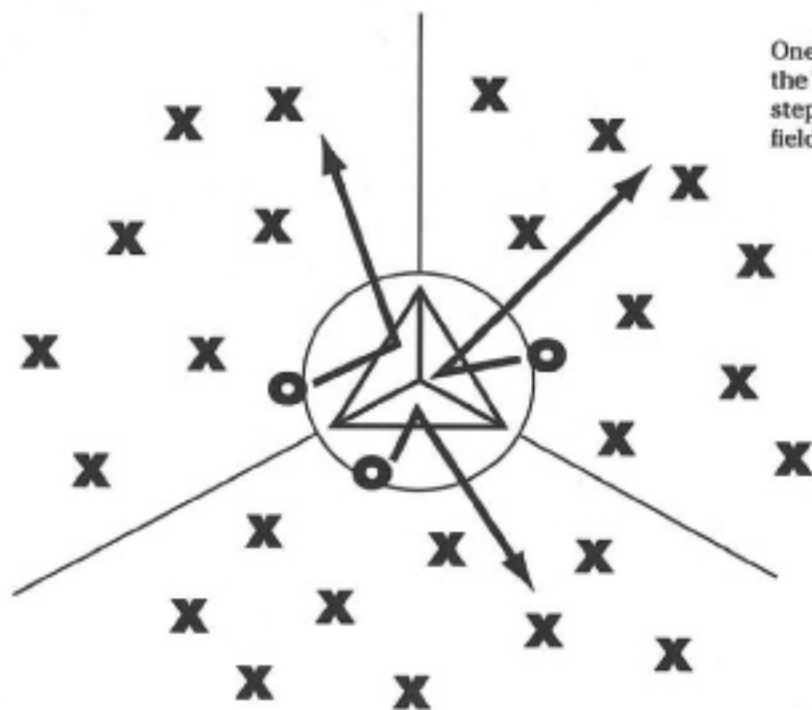
Ten points for flyball catches.

Five points for one bounce catches.

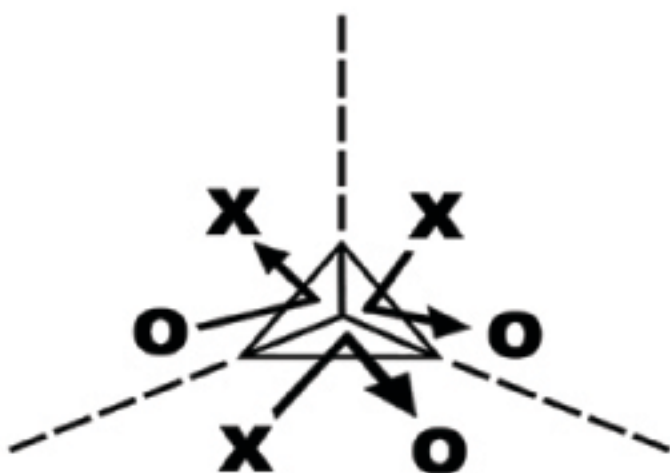
Any kind of miss (catch or throw) sends the player to the end of their line.

SCORING: First to reach 100 or 50 points wins, depending on the number of players. More players the lower the score.

TRANGLE OFF THE WALL



One player steps up to the **Trangle** throwing the ball off the **Trangle** inside the short line. Whoever catches it steps up to **Trangle** with the other player returning to the field. Keep score of the fielders catches and/or throws.



NON COMPETATIVE HANDBALL

Two players sit at an angle about 2 feet away from one panel of the Trangle. They keep a volley count. The goal: see how long they can keep a volley alive.

A UNIQUE NEW WAY TO PLAY CATCH!

Younger players sit as they do in Non Competitive Handball, but they catch the ball instead.

The more skilled the players, the further away they can rebound the ball to each other. Experiment with the angles. That's what TRANGLEBALL is all about.

TRANGLEBALL RULES

KEEP IN MIND...

- Three different games can be played on a Trangle with at least three balls. Just think...How many children can be entertained with minimal attention!
- Great for teaching tots to catch and throw.
- Start off with them throwing from only one foot away. Gradually moving them back as they succeed at catching the ball.

NEXT STEP...

Teach them to catch and throw on an angle by having a catch with each other. It's educational and easy fun.

*What is best about TrangleBall is...children can use their imaginations to make up new games.
The possibilities are endless!!!*



E-mail: miller@trangleball.com